







TIMOTHY OULTON



WORKBENCH COFFEE TABLE

Coffee Tables

The idea for the Workbench coffee table derived from a combination of old motorcycle work benches, where engines and other machinery maintenance was performed, and the wooden speedways where early motorcycle racing took place. These old work benches were usually built with wood and/or metal components, and the height often catered to a standing or sitting position, much like the bar and dining tables of this collection. The Speedway finish is comprised of solid, salvaged wood planks, smoothly sanded back and finished with a light varnish for the table tops, resembling the tracks of an old speedway, known as a motordrome.

SPECIFICATION

Product Code:	M-WOH-TF-0001-Z
Product Height:	42cm / 17"
Product Width:	150cm / 59"
Product Depth:	90cm / 35"
Weight:	55kg / 121lbs
Bulb Included:	No

